



## THE APPLICATION THAT MAKES IT EASIER FOR HRs

Available on your computer  
and your mobile

Veulliez entrez votre code RH  
et votre mot de passe

Accéder

PRÉ-EMBAUCHE SIMPLIFIÉ  
PLUMITIF - MÉDICAL - RÉFÉRENCE



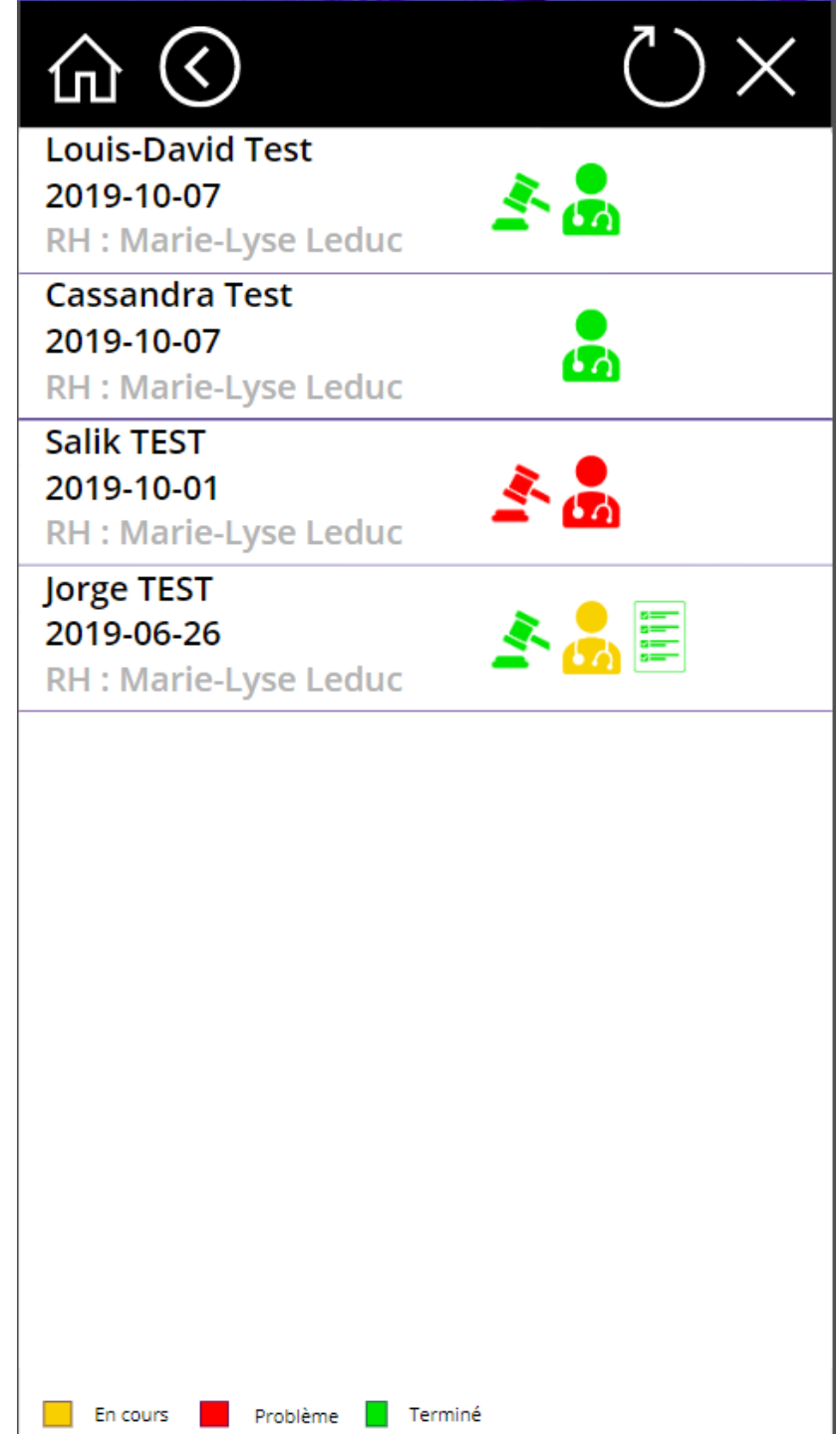
# THE LIST OF YOUR CANDIDATES IN REAL TIME

1 – You have the list of your candidates with a visual marker so that you may know when the information is available.

Green = The report is available  
Yellow = In process  
Red = Problem in contacting the candidate

2 – Depending on the service you have requested, you will see the corresponding icon.

Plumitif = Gavel  
Medical = Doctor  
List = Reference list  
Drugs = D  
Functional Capacity = ECF

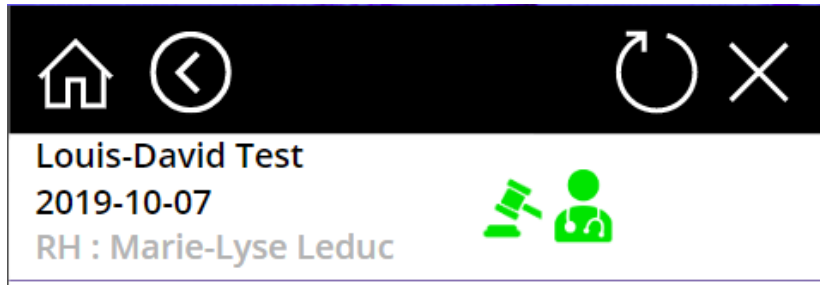


The screenshot shows a mobile application interface with a dark top bar containing navigation icons: a home icon, a back arrow, a refresh icon, and a close icon. Below the bar is a list of candidates, each with a name, date, and reference name (RH). To the right of each entry are icons representing the candidate's status and the service requested. A legend at the bottom identifies the status colors: yellow for 'En cours', red for 'Problème', and green for 'Terminé'.

Candidate Name	Date	RH	Status	Service
Louis-David Test	2019-10-07	Marie-Lyse Leduc	Terminé	Plumitif, Medical
Cassandra Test	2019-10-07	Marie-Lyse Leduc	Terminé	Medical
Salik TEST	2019-10-01	Marie-Lyse Leduc	Problème	Plumitif, Medical
Jorge TEST	2019-06-26	Marie-Lyse Leduc	En cours	Plumitif, Medical, List

Legend:  
En cours (Yellow)  
Problème (Red)  
Terminé (Green)

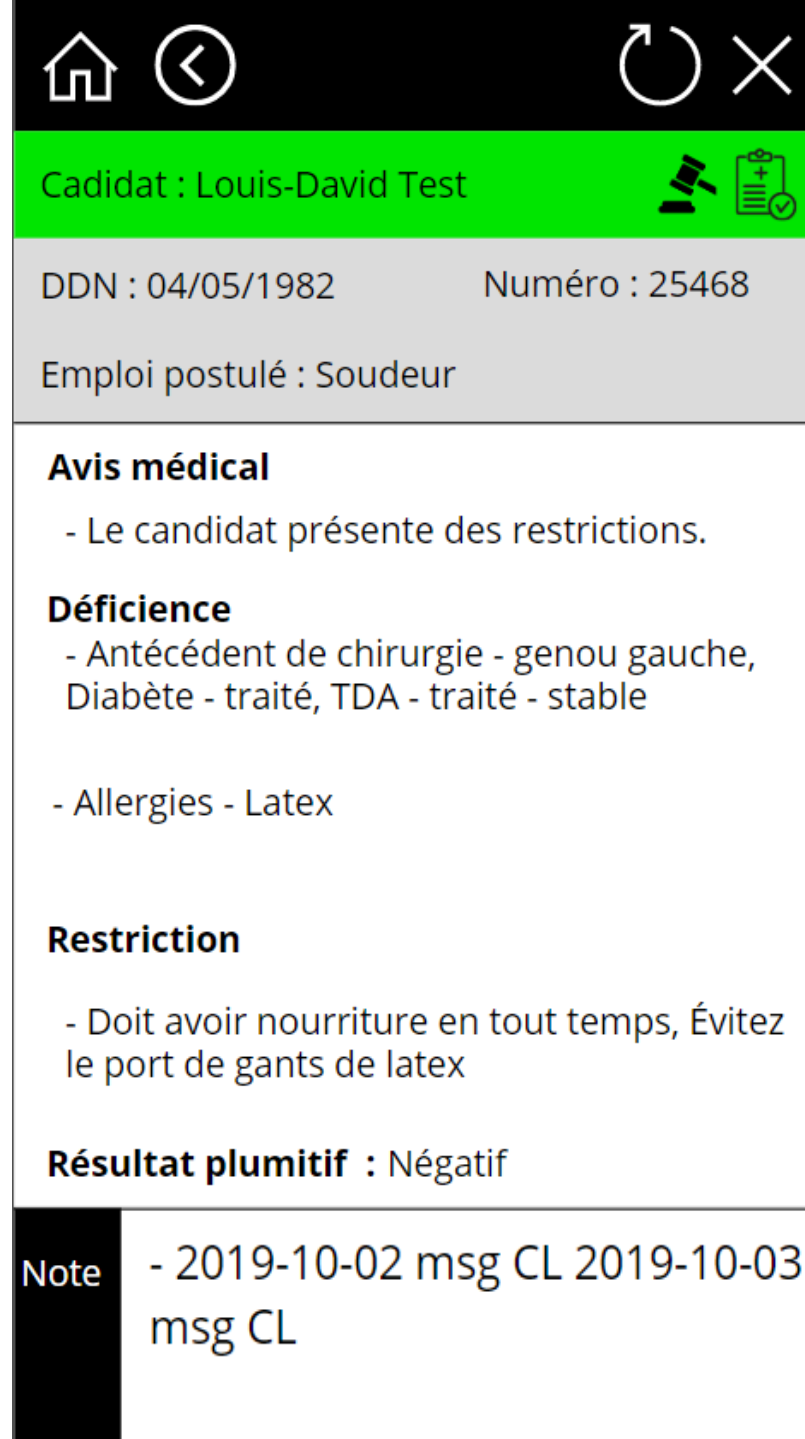
# THE INFORMATION IN REAL TIME



A thumbnail card for candidate Louis-David Test. It features a dark header with navigation icons (home, back, refresh, close). Below the header, the candidate's name 'Louis-David Test' is displayed, followed by the date '2019-10-07' and the name of the responsible person 'RH : Marie-Lyse Leduc'. On the right side of the card, there is a green icon representing a person with a medical cross.

By clicking on the candidate, you will see the recommendations.

You have the follow-up notes



A detailed view of the candidate's profile. The top bar is green and contains the candidate's name 'Cadidat : Louis-David Test' and icons for a gavel and a document with a checkmark. Below this, a grey bar shows 'DDN : 04/05/1982' and 'Numéro : 25468'. Another grey bar indicates 'Emploi postulé : Soudeur'. The main content area lists medical information under three sections: 'Avis médical' (Le candidat présente des restrictions), 'Déficiência' (Antécédent de chirurgie - genou gauche, Diabète - traité, TDA - traité - stable, Allergies - Latex), and 'Restriction' (Doit avoir nourriture en tout temps, Évitez le port de gants de latex). At the bottom, it states 'Résultat plumitif : Négatif'. A 'Note' section at the very bottom contains the text '- 2019-10-02 msg CL 2019-10-03 msg CL'.



By clicking on the icon, you will access the report, which you can print out if need be.

Note - 2019-10-02 msg CL 2019-10-03 msg CL













# A CORPORATE APPLICATION

## ACCESS LEVELS

1. HRD = Can see all of their recruiters' candidates
2. HR = Can only see their own files

## ROLE

1. Admin = Can see the deficiencies and all the tests performed (ex: Plumitif) and access the reports
2. OSH = Can see the medical part, including the deficiencies, but not the information from the other tests
3. HR = Can see the recommendations, but not the deficiencies and not the formatted report either

 		 	
Louis-David Test	2019-10-07		
RH : Marie-Lyse Leduc			
Cassandra Test	2019-10-07		
RH : Marie-Lyse Leduc			
Salik TEST	2019-10-01		
RH : Marie-Lyse Leduc			
Jorge TEST	2019-06-26		 
RH : Marie-Lyse Leduc			